SUPERIOR DRONES AI

ROOF INSPECTION REPORT

PROPERTY

[redacted]

CLIENT

[redacted]

INSPECTION DATE

April 22, 2026



Property photo



Top-down view

OVERALL CONDITION

FAIR

TOTAL FINDINGS

10

Across 7 analyzed photos

SEVERITY BREAKDOWN

CRITICAL	HIGH	MEDIUM	LOW
0	0	1	9

Report #20260422

Generated November 24, 2026

EXECUTIVE SUMMARY

Address withheld for privacy

Report #20260422

ASSESSMENT

FAIR

PHOTOS · FINDINGS

7 · 10

The roof is in fair condition. 10 issues were identified — most are non-urgent but should be scheduled for repair.

ESTIMATED ROOF AGE

High confidence · based on 24 photos

2–8 years

AI ESTIMATE

Based on visual indicators only; not a substitute for on-site inspection.

—

OWNER-REPORTED INSTALL / REPLACE

Not provided yet. Add the install / replace date to cross-check the AI estimate.

AI estimate is shown alone because no owner-reported install / replace date was provided. Add the date to cross-check.

Visual indicators: granule loss, discoloration, moss/algae, curling, weathering, shingle style/era.

SHINGLE GRANULE LOSS

0–4% **NONE**

Across 24 photos · 88% avg confidence. Visual estimate only; close-up photos give the most reliable results.

SLOPE	LOSS	LEVEL	CONFIDENCE	PHOTOS
Unassigned	0–4%	NONE	88%	24

SEVERITY BREAKDOWN

CRITICAL	HIGH	MEDIUM	LOW
0	0	1	9

KEY FINDINGS

MEDIUM **gutter blockage / debris accumulation** · Eave gutter along the base of the metal roof

LOW **debris accumulation** · Bottom right eave / gutter edge

LOW **debris accumulation** · Metal roof section along the transition with the shingle roof

LOW **debris accumulation** · Junction between shingle wall/edge and metal roof panels

LOW **weathering/surface staining** · Lower-left metal roof section

RECOMMENDED NEXT STEPS

TABLE OF CONTENTS

7 photos analyzed

Report #20260422

PHOTO	CONDITION	ISSUES	PAGE
FAIR · 7 photos			
1. PTSC_0082.JPG	FAIR	1	5
2. PTSC_0081.JPG	FAIR	1	6
3. PTSC_0080.JPG	FAIR	2	7
4. PTSC_0077.JPG	FAIR	3	8
5. PTSC_0071.JPG	FAIR	1	9
6. PTSC_0070.JPG	FAIR	1	10
7. PTSC_0069.JPG	FAIR	1	11

ROOF INSPECTION REPORT

SUPERIOR DRONES AI

Report #20260422

PROPERTY ADDRESS

Address withheld for privacy

CLIENT

Name withheld

DATE

April 22, 2026

STATUS

Complete

Photos Analyzed	Issues Found	Overall Condition
7	10	FAIR

GRANULE LOSS: WHAT THE RATINGS MEAN

SEVERITY LEVELS

NONE	0–4%	Barely any loss; the shingle surface is largely intact.
LIGHT	5–14%	Early wear; some granules gone, typical of a mid-life roof.
MODERATE	15–34%	Shingles thinning; monitor closely and plan repairs.
HEAVY	35%+	Bald or thin patches likely; replacement is approaching.

CONFIDENCE RATING

50%+ (no tag)	Photo was clear enough to judge the surface.
(low) under 50%	Blurry, distant or shadowed. Retake from 10–20 ft.
Roof-wide figure	Average of all photos; clearer photos count more.

HOW IT APPEARS ON EACH PHOTO (EXAMPLES)

Granule loss: 0–4% (NONE) · 90% confidence
Clear close-up, healthy shingles

Granule loss: 10–15% (LIGHT) · 75% confidence
Early wear, reliable estimate

Granule loss: 15–30% (MODERATE) · 40% confidence (low)
Distant shot — flagged low confidence

Granule loss: 35–50% (HEAVY) · 85% confidence
Exposed mat, replacement likely

SAMPLE PHOTOS: COMPARE GRANULE LOSS

Illustrative examples, not photos of this property.



LIGHT 5–14%

A few small bare spots; granules mostly intact.



MODERATE 15–34%

Patchy bald areas; black asphalt showing through.



HEAVY 35%+

Large bare areas; mat exposed in places.

Photo 1: PTSC_0082.JPG — FAIR



Apr 22 · 12:07 PM

Address withheld for privacy

The architectural asphalt shingle roof is in good condition with no visible shingle damage, missing tabs, or significant wear. There is minor debris accumulation (pine needles) visible along the lower right edge/gutter.

Granule loss: 1–5% (NONE) · 88% confidence

Damage Findings

1 **debris accumulation** — LOW

Bottom right eave / gutter edge

Accumulation of pine needles and organic debris along the eave and gutter line.

Recommendations:

1. Clear accumulated pine needles and debris from the eave/gutter line to maintain proper drainage.
2. Periodically inspect roof penetrations and flashing around the vent pipe.

Photo 2: PTSC_0081.JPG — FAIR



Apr 22 · 12:07 PM

Address withheld for privacy

The architectural shingle roof appears to be in very good condition with flat, well-aligned shingles and minimal to no granule loss. The adjacent metal roof section is also structurally sound but shows accumulation of pine needles and organic debris along the transition valley/seams that should be cleared to prevent moisture retention.

Granule loss: 0–3% (NONE) · 85% confidence

Damage Findings

1 **debris accumulation** — LOW

Metal roof section along the transition with the shingle roof

Accumulation of pine needles and organic debris in the pans/valleys of the standing seam metal roof adjacent to the shingle roof transition. Organic debris can retain moisture and promote corrosion or localized staining.

Recommendations:

1. Clear accumulated pine needles and organic debris from the metal roof surface and gutters to prevent moisture retention.
2. Continue routine periodic inspections and maintenance.

Photo 3: PTSC_0080.JPG — FAIR



Apr 22 · 12:07 PM

Address withheld for privacy

The architectural asphalt shingles are in excellent condition with uniform granule coverage and no signs of curling, cracking, or wind/hail damage. The adjacent metal roof section exhibits minor surface debris accumulation (pine needles) against the shingle transition wall that should be swept clean.

Granule loss: 1–4% (NONE) · 90% confidence

Damage Findings

1 debris accumulation — LOW

Junction between shingle wall/edge and metal roof panels

Accumulation of pine needles and organic debris along the seam/valley between the asphalt shingle roofline and adjacent lower metal roof surface. This can trap moisture and accelerate corrosion or water infiltration.

2 weathering/surface staining — LOW

Lower-left metal roof section

Surface staining, weathering, and minor organic/environmental spotting across metal roof panels.

Recommendations:

1. Clear accumulated pine needles and organic debris from the metal roof panel transition to prevent water damming and moisture-related deterioration.
2. Inspect metal panel transitions and flashing underneath the shingle overhang periodically.

Photo 4: PTSC_0077.JPG — FAIR



Apr 22 · 12:07 PM

Address withheld for privacy

The roof consists of an architectural asphalt shingle section on the left and a standing seam/ribbed metal panel roof on the right. The shingle roof section appears in good condition with no visible shingle loss or major damage. The metal roof section displays significant debris accumulation (pine needles) and organic matter/staining, along with debris-choked gutters. No severe structural damage or punctures are observed.

Granule loss: 0–5% (NONE) · 85% confidence

Damage Findings

1 gutter blockage / debris accumulation — MEDIUM

Eave gutter along the base of the metal roof

Gutter trough along the eave is filled with pine needles, debris, and possible standing sediment, obstructing water drainage.

2 debris accumulation — LOW

Metal roof panels and bottom gutter trough

Substantial accumulation of tree debris (pine needles) across the metal roof surface and gutter line, which can retain moisture and promote corrosion.

3 weathering and surface oxidation — LOW

Metal roofing panels

Surface oxidation, paint finish wear, and bird droppings/staining across the standing seam/ribbed metal roof panels.

Recommendations:

1. Clean pine needles and organic debris from the metal roof surface and valleys.
2. Clear and flush all gutters and downspouts to prevent water ponding and overflow.

3. Inspect metal roof panel fasteners, joints, and protective coating for signs of corrosion or premature wear.

Photo 5: PTSC_0071.JPG — FAIR



Apr 22 · 12:07 PM

Address withheld for privacy

The architectural asphalt shingle roof is in good overall condition. Shingle tabs are flat, aligned, and well-seated with full granule coverage and no signs of hail impacts, wind crease, or missing tabs. A minor accumulation of pine needles is noted along the lower-left junction.

Granule loss: 0–4% (NONE) · 85% confidence

Damage Findings

1 debris accumulation — LOW

Lower-left roof edge / valley junction

Accumulation of pine needles and organic debris along the roof transition/valley edge at the lower left. While not physical shingle damage, debris should be cleared to prevent moisture retention.

Recommendations:

1. Clear pine needles and organic debris from the roof valley/edge to prevent water damming.
2. Continue routine seasonal roof inspections and maintenance.

Photo 6: PTSC_0070.JPG FAIR



Apr 22 · 12:07 PM

Address withheld for privacy

The architectural asphalt shingle roof is in generally good condition with intact shingles and no visible signs of storm or wind damage. Minor accumulation of pine needles is present along the left valley.

Granule loss: 0–4% (NONE) · 85% confidence

Damage Findings

1 **debris accumulation** LOW

Roof valley on left plane intersection

Accumulation of organic debris (pine needles) along the roof valley seam, which can trap moisture and impede proper drainage.

Recommendations:

1. Clear pine needles and organic debris from the roof valley to maintain proper drainage and prevent moisture buildup.
2. Perform regular seasonal visual inspections of roof valleys and gutters.

Photo 7: PTSC_0069.JPG FAIR



Apr 22 · 12:06 PM

Address withheld for privacy

The architectural asphalt shingle roof is in good overall condition with no structural damage, missing shingles, or significant granule loss detected. Minor pine needle debris has accumulated along the valley line, which requires routine clearing.

Granule loss: 0–4% (NONE) · 85% confidence

Damage Findings

1 **debris accumulation** LOW

Roof valley seam

Accumulation of pine needles and organic debris along the roof valley. If left unaddressed, debris can trap moisture and impede proper water runoff.

Recommendations:

1. Clear pine needles and organic debris from the roof valley to ensure unobstructed water drainage and prevent moisture retention.
2. Perform routine visual inspections seasonally.

This report was generated using AI-powered damage detection. Results should be verified by a qualified roofing professional. Superior Drones AI is not liable for any decisions made based solely on this report.